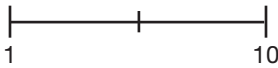
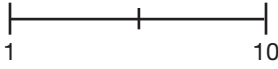
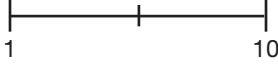


SAN FRANCISCO COMMUNITY ACUPUNCTURE • NEW PATIENT INTAKE FORM

Name:		Gender:	Today's Date:
Legal Name if different from above [optional]:			Date of Birth:
Address:			
Phone:		Email:	
Height:	Weight:	Usual Blood Pressure:	
Employer:		Occupation:	
Physician Name & Phone:			
Emergency Contact Name & Phone:			
Current Relationship Status [single, married, partnered, etc]:			
Is this your first time having acupuncture?		How did you hear of SFCA?	

MAIN COMPLAINTS

Please list your top three complaints/concerns in order of importance to you.	Mark an X on the scale to indicate the severity of the condition.	When did this start?	Indicate by circling whether each of the following makes it Better, Worse, or No Change			
			Heat	Cold	Damp	Exercise
#1:			Better Worse No Change	Better Worse No Change	Better Worse No Change	Better Worse No Change
#2:			Better Worse No Change	Better Worse No Change	Better Worse No Change	Better Worse No Change
#3:			Better Worse No Change	Better Worse No Change	Better Worse No Change	Better Worse No Change

HEALTH HISTORY

Check the YOU box if you have or had the condition and note the year it began. Check the FAMILY box if there is a family history.

CONDITION	YOU	YEAR	FAMILY
Cancer (specify)	<input type="checkbox"/>		<input type="checkbox"/>
Diabetes	<input type="checkbox"/>		<input type="checkbox"/>
Hepatitis	<input type="checkbox"/>		<input type="checkbox"/>
High blood pressure	<input type="checkbox"/>		<input type="checkbox"/>
Heart Disease	<input type="checkbox"/>		<input type="checkbox"/>
Stroke	<input type="checkbox"/>		<input type="checkbox"/>
Seizure disorder	<input type="checkbox"/>		<input type="checkbox"/>
Thyroid disease	<input type="checkbox"/>		<input type="checkbox"/>
Asthma	<input type="checkbox"/>		<input type="checkbox"/>
Pacemaker	<input type="checkbox"/>		<input type="checkbox"/>
Eating disorder	<input type="checkbox"/>		<input type="checkbox"/>
Osteoporosis	<input type="checkbox"/>		<input type="checkbox"/>
STD (specify)	<input type="checkbox"/>		<input type="checkbox"/>
Rheumatic fever	<input type="checkbox"/>		<input type="checkbox"/>
Substance dependency	<input type="checkbox"/>		<input type="checkbox"/>
Allergies (specify)	<input type="checkbox"/>		<input type="checkbox"/>
Psychological (specify)	<input type="checkbox"/>		<input type="checkbox"/>
Kidney disease	<input type="checkbox"/>		<input type="checkbox"/>
Anemia	<input type="checkbox"/>		<input type="checkbox"/>
History of trauma	<input type="checkbox"/>		<input type="checkbox"/>

INJURIES & SURGERIES (including dental)

Please list what happened to what body area and when it occurred.

MEDICATIONS

Please list any medications, herbs or supplements that you take regularly.

DIET & EXERCISE

Do you have a special diet now or have you had one in the past?

Do you exercise regularly? If so, what and how often?

Do you use or have you used any of the following? How often?

	Amount per week	If quit, how long ago?
Coffee / Tea	_____	_____
Soda	_____	_____
Tobacco	_____	_____
Alcohol	_____	_____
Other drugs	_____	_____

HEALTH QUESTIONNAIRE

Mark an X on the scales and check any boxes of symptoms or conditions you have had **in the past month**, in any applicable sections.

TEMPERATURE

How warm or cold you feel relative to other people.
Do you usually need to wear more layers or fewer?

COLD |-----| **HOT**

- | | |
|---|---|
| <input type="checkbox"/> Cold hands or feet | <input type="checkbox"/> Unusual sweats
(specify when, where on body)
_____ |
| <input type="checkbox"/> Chills | _____ |
| <input type="checkbox"/> Cold "in the bones" | _____ |
| <input type="checkbox"/> Numbness | |
| <input type="checkbox"/> Thirst, no desire to drink | <input type="checkbox"/> Hot hands, feet, or chest |
| <input type="checkbox"/> Absence of thirst | <input type="checkbox"/> Hot flashes |
| <input type="checkbox"/> Excessive thirst | <input type="checkbox"/> Hot in afternoon |
| <input type="checkbox"/> Night sweats | <input type="checkbox"/> Hot at night |

MOISTURE

Overall body moisture (hair, skin, mouth, bowels, etc.)

DRY |-----| **OILY**

- | | |
|---|---|
| <input type="checkbox"/> Dry skin | <input type="checkbox"/> Edema / swelling
(where? _____) |
| <input type="checkbox"/> Dry hair | <input type="checkbox"/> Rashes
(where? _____) |
| <input type="checkbox"/> Dry eyes | <input type="checkbox"/> Itching
(where? _____) |
| <input type="checkbox"/> Dry, brittle nails | <input type="checkbox"/> Dandruff |
| <input type="checkbox"/> Dry mouth | <input type="checkbox"/> Oily skin |
| <input type="checkbox"/> Dry lips | <input type="checkbox"/> Oily hair |
| <input type="checkbox"/> Dry throat | <input type="checkbox"/> Pimples |
| <input type="checkbox"/> Dry nose | <input type="checkbox"/> Weight gain or loss |
| <input type="checkbox"/> Nosebleeds | |

DIGESTION

DIARRHEA |-----| **CONSTIPATION**

BM: How often? ____ x every ____ days

Stools keep shape? Yes No

- | | |
|---|---|
| <input type="checkbox"/> Alternating diarrhea
& constipation / IBS | <input type="checkbox"/> Heartburn |
| <input type="checkbox"/> Indigestion | <input type="checkbox"/> Hernia |
| <input type="checkbox"/> Gas | <input type="checkbox"/> Hemorrhoids |
| <input type="checkbox"/> Bloating | <input type="checkbox"/> Excessive hunger |
| <input type="checkbox"/> Belching | <input type="checkbox"/> Dry stools |
| <input type="checkbox"/> Poor appetite | <input type="checkbox"/> Difficult to pass |
| <input type="checkbox"/> Nausea | <input type="checkbox"/> Tired after BM |
| <input type="checkbox"/> Vomiting | <input type="checkbox"/> Pain with BM |
| <input type="checkbox"/> Bad breath | <input type="checkbox"/> Foul-smelling stools |

ENERGY

LOW |-----| **HIGH**

- | | |
|--|---|
| <input type="checkbox"/> Sudden energy drop
(time of day?
_____) | <input type="checkbox"/> Blood pressure high / low |
| <input type="checkbox"/> Energy drop after eating | <input type="checkbox"/> Bleed / bruise easily |
| <input type="checkbox"/> Fatigue | <input type="checkbox"/> Difficulty concentrating |
| <input type="checkbox"/> Dependence on
caffeine/stimulants | <input type="checkbox"/> Poor memory |
| <input type="checkbox"/> Wired or ungrounded
feeling | <input type="checkbox"/> Dizziness /
lightheadedness |
| <input type="checkbox"/> Body or limbs feel heavy | <input type="checkbox"/> Headaches:
____ x per week |
| <input type="checkbox"/> Body or limbs feel weak | |
| <input type="checkbox"/> Shortness of breath | |
| <input type="checkbox"/> Heart palpitations | |

EMOTIONS

What emotions dominate your experience?

- | | | |
|---------------------------------------|--|---|
| <input type="checkbox"/> Anger | <input type="checkbox"/> Obsessive
Thinking | <input type="checkbox"/> Joy |
| <input type="checkbox"/> Irritability | <input type="checkbox"/> Sadness | <input type="checkbox"/> Fear |
| <input type="checkbox"/> Anxiety | <input type="checkbox"/> Grief | <input type="checkbox"/> Timidness /
Shyness |
| <input type="checkbox"/> Worry | <input type="checkbox"/> Depression | <input type="checkbox"/> Indecisiveness |

SLEEP

of hours per night: _____

- | | |
|---|--|
| <input type="checkbox"/> Difficulty falling asleep | <input type="checkbox"/> Disturbing dreams |
| <input type="checkbox"/> Wake ____ x per night @ ____ am / pm | <input type="checkbox"/> Restless sleep |
| <input type="checkbox"/> Wake to urinate: how often?
_____ | <input type="checkbox"/> Not rested
upon waking |

SAN FRANCISCO COMMUNITY ACUPUNCTURE • NEW PATIENT INTAKE FORM

HEALTH QUESTIONNAIRE (continued)

Mark an X on the scales and check any boxes of symptoms or conditions you have had in the past month, in any applicable sections.

EYES, EARS, NOSE, THROAT

- | | | |
|--|--|---|
| <input type="checkbox"/> Poor vision | <input type="checkbox"/> Sinus congestion | <input type="checkbox"/> Excessive earwax |
| <input type="checkbox"/> Night blindness | <input type="checkbox"/> Phlegm (color? _____) | <input type="checkbox"/> Sore throat |
| <input type="checkbox"/> Red eyes | <input type="checkbox"/> Poor hearing | <input type="checkbox"/> Dental problems |
| <input type="checkbox"/> Itchy eyes | <input type="checkbox"/> Ringing in ears | <input type="checkbox"/> Mouth sores |
| <input type="checkbox"/> Spots in vision | <input type="checkbox"/> Cough | |

URINARY

- | | | |
|--|---|---|
| <input type="checkbox"/> Decrease in flow | <input type="checkbox"/> Incontinence | <input type="checkbox"/> Pain on urination |
| <input type="checkbox"/> Dribbling | <input type="checkbox"/> Urgency to urinate | <input type="checkbox"/> Burning sensation on urination |
| <input type="checkbox"/> Difficulty starting or stopping | <input type="checkbox"/> Frequent urination | <input type="checkbox"/> Cloudy urine |
| | | <input type="checkbox"/> Blood in urine |

REPRODUCTIVE

Are you sexually active? Yes No

Any recent changes in sex drive? Yes No

- | | |
|--|---|
| <input type="checkbox"/> Sores on genitals | Penile & Prostate (If applicable): |
| <input type="checkbox"/> Genital discharge | <input type="checkbox"/> Erectile dysfunction |
| <input type="checkbox"/> Genital pain | <input type="checkbox"/> Premature ejaculation |
| <input type="checkbox"/> Pain with orgasm | <input type="checkbox"/> Jock itch <input type="checkbox"/> Vasectomy |
| <input type="checkbox"/> Pain on penetration | <input type="checkbox"/> Prostate disease |

MENSES & PREGNANCY

if applicable

Age at first menses: _____

Average length of full cycle: _____ days (i.e. 28)

Average length of menses: _____ days (i.e. 3-4)

Last menses start date: _____

of pregnancies: _____ # of births: _____ premature: _____

of abortions or miscarriages: _____

Do you take hormonal birth control pills? _____

Periods

- Heavy
- Light
- Painful
- Irregular

Cramps

- before bleeding
- first day
- during period

- Changes in body/psyche prior to menstruation
- Clots Fatigue
- Breast tenderness
- Mood changes
- Digestive changes
- Mid-cycle spotting

MENOPAUSE

If applicable

- | | |
|---|---|
| Age at last menses: _____ | <input type="checkbox"/> Vaginal dryness |
| Year changes began: _____ | <input type="checkbox"/> Loss of sex drive |
| <input type="checkbox"/> Hot flashes: _____ x per day | <input type="checkbox"/> Night sweats: _____ x per week |

NOTICE OF PRIVACY PRACTICES PATIENT ACKNOWLEDGEMENT

Right to Obtain a Copy of the Notice:

You have the right to ask for and get a paper copy of the notice of privacy practices, and any revisions we make to the notice at any time.

 **As indicated by my signature below I hereby acknowledge receipt and understanding of the Notice of Privacy Practices.**

Print Patient's Name: _____

Signature of Patient or Person Authorized to Consent: _____

Date: _____

Voluntary Consent

I hereby voluntarily request and consent to be treated, or give permission for my child/ward to be treated, with acupuncture; electro-acupuncture; acupressure and other techniques based on Traditional Asian Medicine. I understand I may be given recommendations on diet, lifestyle and nutritional or herbal supplements and it is my decision whether or not to follow these recommendations. The procedures involved in this treatment have been explained to me. I understand I may be treated with the insertion of needles or other non-insertion techniques; electrical stimulation; or touch/palpation. I have not been guaranteed any success concerning the uses and effects of these treatments. I understand that I am free to discontinue treatment at any time.

Possible Side Effects/Healing Reactions

I understand that these treatments may result in certain side effects, including local bruising; slight bleeding; fainting; temporary pain or discomfort; and temporary aggravation of symptoms existing prior to treatment. Unusual and rare risks of acupuncture include nerve damage, organ puncture, and infection. I have read the information on this page and understand the possible risk involved.

Medical Referral

I understand that I should consult a licensed physician for appropriate medical evaluation and treatment of the conditions for which I am seeking acupuncture treatment. Treatment from this practitioner does not substitute for appropriate medical treatment by a licensed physician. I have been advised that if there is a worsening of my ailment or condition, or if it does not improve within the time estimated by the acupuncturist at the beginning of treatment, or if a new ailment or condition arises, I should again consult a licensed physician. If I am presently under the medical care of a physician, I have been advised to continue all medications and treatments as prescribed until such time as my physician deems it appropriate to reduce or discontinue the medications or treatments. I certify that I have informed SFCA of all known physical, mental, and medical conditions and medications, including possible pregnancy, and that I will notify SFCA of any changes.

Infectious Disease/Clean Needle Procedures

I understand that there is infectious disease carried through the air, through physical contact, and through body fluids. I understand that universally prescribed precautions will be utilized during treatments to guard against the spread of infection, including the use of sterilized, prepackaged disposable needles. Needles that are used for my treatment are used only on me, and are inserted according to clean procedures based on nationally prescribed standards. Needles are disposed of as medical waste immediately after use. I understand that my questions about the safety of any procedure or treatment or the precautions taken by the practitioner are most welcome and will be answered as fully as possible. I understand I have the right to refuse any treatment or procedure. I have read this form carefully. I have felt free to ask any questions, and it has been satisfactorily explained to me.

Payment and Cancellation Policies


Current fees are \$40 to \$60 for the initial visit, and \$25 to \$45 for follow-up visits. Full payment is expected at the time services are rendered. A \$30 fee is charged for the first check returned by the bank. If a second check is returned, subsequent payments must be cash. If you must cancel your appointment, we require 24 hours notice to avoid a cancellation fee of \$25 for community acupuncture or full fee for private appointments. Please note that any cancellation fee is the responsibility of the patient as we cannot bill your insurance for missed appointments.

➡ I have read and understand the above, and I agree to be treated.

Name: _____

Signature: _____ **Date:** _____

**San Francisco
Community Acupuncture
415.675.8973**



CANCELLATION POLICY AGREEMENT

Please note that our cancellation policy is for the benefit of all patients, we appreciate your understanding.

Cancellations made less than 24 hours before the treatment time are subject to a late cancellation fee of \$25 for Community Acupuncture, and the full price of the treatment for private sessions.

Please note: If you are more than 10 minutes late for your appointment, we will make our best effort to accommodate you or move you to an opening later in the day. If there are no openings available, however, you will be charged the late cancellation fee of \$25.

Insurance Clients: Missed appointment fees are the responsibility of the individual- we cannot bill your insurance for missed appointments.

I have read and understand the above, and agree to honor San Francisco Community Acupuncture's Cancellation Policy.

Name: _____

Signature: _____

Date: _____